



Mobile App


Districts that use the Frontline Insights Platform also gain access to the Frontline Education mobile app! The app provides increased accessibility to job alerts and other job acceptance tools.

REQUIREMENTS

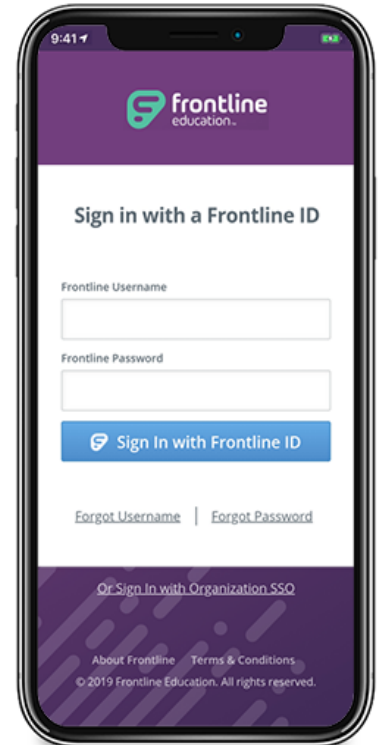
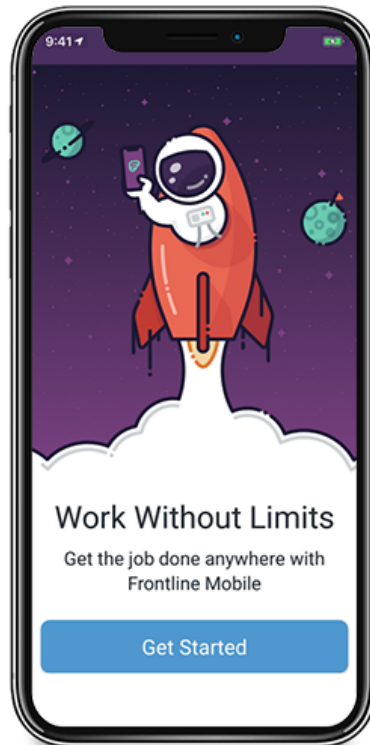
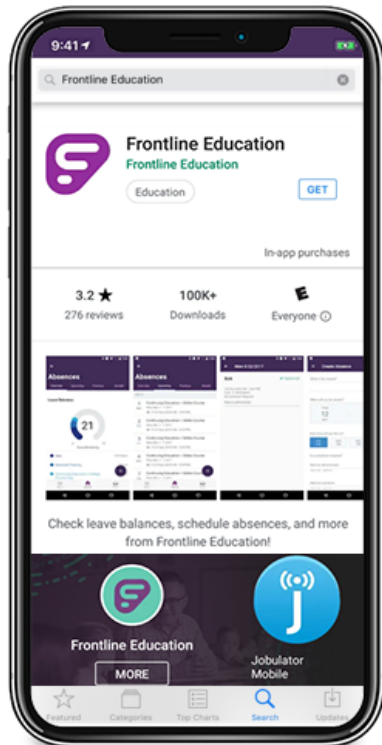
Your district must utilize the Frontline Insights Platform to access the app.

GETTING STARTED

Go to your device's App/Play store or use the following QR code to download the Frontline Education app.

Apple Device	Android Device
	

Once the download is complete, press **Get Started** to proceed to a sign in page. From there, enter your Frontline ID account or use SSO and sign in. *Once signed in, you may be prompted to select an org.



HOMEPAGE

The homepage posts potential job assignment opportunities. From here, you can select the **View all Available Jobs** link to reference a comprehensive list of all potential jobs in your district. *Once an available job is selected, you can then review the job’s details and opt to accept the assignment.

MENU/SIDE NAVIGATION

The “Menu” option opens a side navigation bar where you can access current tools and settings.

Available Jobs	Reference all available jobs within your view. (This section includes an “Accepted Jobs” tab where you can view upcoming assignments that you previously accepted.)
Calendar	View the dates for any previously worked assignments, as well as upcoming, accepted jobs. (These dates will be highlighted on Android and dotted on IOS). If you click on the highlighted/dotted dates, you can view the job details for that date.
Inbox	Review any received web alerts from your district.
Help Center	Access online help resources specific to your Frontline mobile app.
Settings	Review your current district details and user preferences, or log out.
Feedback	Please provide feature-related feedback or use this tab to contact Mobile Support with any questions/issues you may have regarding the app.

