

## Catapult Challenge

Your challenge, should you choose to accept it, is to build a catapult using only the items in your paper bag.

You have been given:

- 1 Pom-pom
- 8-10 Popsicle/Craft Sticks
- 6 Rubber Bands
- 1 Plastic Spoon


Using the materials you have been given think of different ways you may be able to build a catapult.

Here is one way you may be able to build it:

<https://youtu.be/cAnvMzbusEQ>



Neatly stack 5 or 6 popsicle sticks.



Secure the sides together by wrapping a rubber band on each side




Hold one popsicle stick to the top side of the stack and another to the bottom (this should create a "t" shape).



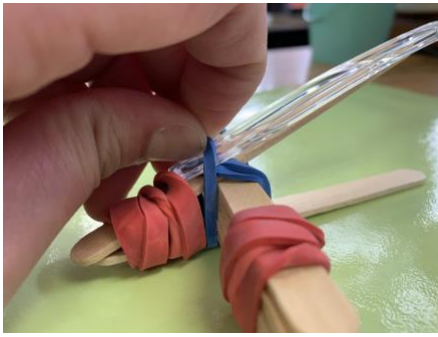
4.

Using another rubber band, secure the two outside sticks to the stack by wrapping a rubber band across the sticks. You may need adult help to do this.



5.

Pinch together the shorter side of the "t" shape, and secure the end of the top stick and the bottom stick together so they are touching.




6.

Touch the handle of your plastic spoon under the crossed rubber band.



7.

Secure the top of the spoon handle to the top popsicle stick.



8.

Load the head of your spoon with a pompom. Hold the base of your catapult down while pressing down on the spoon head and release to launch!

9. Try to launch a pompom into the paper bag your supplies came in.

Questions to consider..

- What can I do to make my catapult shoot higher and farther?
- What are some other things I can do with a homemade catapult?  
(ex, Catapult Mini marshmallows into hot cocoa )
- What are some other items can I use around me to make my catapult even better?